



MINI LEAGUE
MATE

THE DOSSIER

Gameweek 2

Mini-League: FF UK 24/25

League Code: 12271

Managers: 222

League Rank: Top 22.4%



Hall of Fame



FF UK 24/25 - GW2

"Top of the Pile"



Highest overall points (p3)

Radnorshire Tigers

Ally Edwards

183

2. HawkTuahna Mateta - Stu Lord
3. Eat My Goalie - Darryl James

175
174

"Wheeler Dealer"



Most points from transfers this GW (p4)

Castle Inn Casuals

Chris Brophy

+10

"Rogue Trader"

Fewest points from transfers this GW (p4)

Brennan Jerry's

Sam Blake

-17

"Sheikh Mansour"



Most valuable club (p8)

IT\$ ONLY A GAME...

Jim Wheat

£100.3m

2. Kebroyd Kid - mark woods
3. Bald is Best - Paul McMinn

£100.3m
£100.3m

"On a Hot Streak"



Most points last five GWs (p3)

Radnorshire Tigers

Ally Edwards

2. HawkTuahna Mateta - Stu Lord
3. Eat My Goalie - Darryl James

"Teachers Pet"



Most points from Captain over Season (p5)

Eat My Goalie

Darryl James

2. Ball of Confusion - Duncan Hannigan
3. Okoli Doku-li - Dan McBrearty

"The Maverick"



Least similar to Template, top half rank (p6)

11

James Nalepa

2. I Don't Care United - Vladimirs Voronkovs
3. Midge - jamie houliston

"Balls of Steel"



Picks differential Captains (p5)

here we go again

Paul Bagshaw

2. Billys boys - grant lawrie
3. Aero7b52 - Aaron Barringer



Hall of Shame



FF UK 24/25 - GW2

"Bottom Feeders"



Fewest overall points (p3)

Hopeidobetter

Stephen Mealor

89

- here we go again - Paul Bagshaw
- Can't win fc - Stephen Smith

89
90

"Wheeler Dealer"

Most points from transfers this GW (p4)

Castle Inn Casuals

Chris Brophy

+10

"Rogue Trader"



Fewest points from transfers this GW (p4)

Brennan Jerry's

Sam Blake

-17

"Rodney Trotter"



Least valuable club (p8)

Limouzi FC

Julien Paillout

£99.8m

- here we go again - Paul Bagshaw
- Change Name - David Conway

£99.8m
£99.9m

"Must be on Holiday"



Fewest points last five GWs (p3)

Hopeidobetter

Stephen Mealor

- here we go again - Paul Bagshaw
- Can't win fc - Stephen Smith

"Lost the Dressing Room"



Fewest points from Captain over Season (p5)

here we go again

Paul Bagshaw

- ReturnOfTheMack - David Cormack
- Hopeidobetter - Stephen Mealor

"Lord of the Dullards"



Team most similar to Template (p6)

Tangerine Dreams

Steven Paterson

- Coolers FC - sean colohan
- KDBinho - Adnan Hajrulahovič

"Balls of Cotton Wool"



Picks Template captains (p5)

Radnorshire Tigers






















Ally Edwards

- HawkTuahna Mateta - Stu Lord
- Paqueta Crisps - Louis Cleggett

1. LEADERBOARD - Top 20

FF UK 24/25

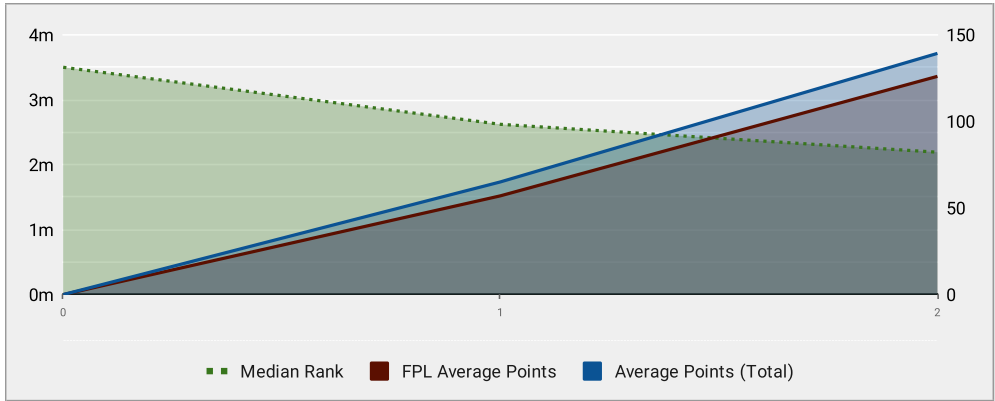
Gameweek 2

Pos	Team (Link to FPL)	Manager	Rank		Points (Net)							Transfer Points			Hits	Captain Points				Squad		Team Similarity			
			Overall	+/-	Total	/w L	Form*	#	Week	#	Week	Cost	Net	Total	#	Week	#	Total	Value	#	To ML	#	To GOATs	#	
▲ 1	Radnorshire Tigers	Ally Edwards	9,574	436,915	183	0.0	183	1	105	2	0	0	0	0	 Haaland	51	61	£100.0m	142	29%	130	32%	128		
▲ 2	HawkTuahna Mateta	Stu Lord	41,570	1,030,650	175	0.2	175	2	103	3	7	0	7	0	 Haaland	51	61	£100.2m	4	35%	62	46%	38		
▲ 3	Eat My Goalie	Darryl James	45,464	896,270	174	0.3	174	3	101	7	0	0	0	0	 Haaland	51	79	£100.0m	142	35%	62	38%	84		
▼ 4	Dzeko & the Bunnymen	Jamie Davis	73,259	-28,613	171	0.3	171	4	81	66	0	0	0	0	 Haaland	34	62	£100.2m	4	38%	24	41%	65		
▲ 5	Paqueta Crisps	Louis Cleggett	78,536	626,169	171	0.3	171	4	96	9	1	0	1	0	 Haaland	34	44	£100.0m	142	33%	92	38%	84		
▲ 6	Hotel Calafiori	Jamie Cooper	122,476	4,261,639	168	0.4	168	6	111	1	0	0	0	0	 Haaland	51	61	£100.2m	4	23%	183	23%	181		
▲ 7	Rice Said Fred	Jamie Stewart	132,575	475,688	167	0.4	167	7	91	21	0	0	0	0	 Haaland	34	44	£100.2m	4	31%	110	34%	113		
▲ 8	Ake Breaky Heart	James Costello	141,606	11,150	167	0.4	167	7	83	53	1	0	1	0	 Haaland	34	62	£100.0m	142	26%	161	27%	159		
▲ 9	Tangerine Dreams	Steven Paterson	141,606	2,480,121	167	0.4	167	7	103	3	2	0	2	0	 Haaland	51	61	£100.2m	4	42%	1	48%	25		
▲ 10	2 Ezey	Damien O'Neill	177,777	344,597	165	0.5	165	10	88	31	0	0	0	0	 Haaland	34	58	£100.0m	142	37%	32	41%	65		
▲ 11	Ball of Confusion	Duncan Hannigan	189,216	1,027,761	165	0.5	165	10	94	13	1	0	1	0	 Haaland	51	79	£100.1m	54	33%	92	33%	123		
▲ 12	RB Fox Athletic	Stuart Bennette	215,735	392,528	164	0.5	164	12	88	31	1	0	1	0	 M.Salah	20	48	£100.1m	54	27%	151	27%	159		
▲ 13	Castle Inn Casuals	Chris Brophy	245,493	1,917,726	163	0.6	163	13	97	8	10	0	10	0	 Haaland	34	48	£100.0m	142	25%	168	25%	169		
▲ 14	Let Data Do This	Richard P W-H	263,717	1,108,312	162	0.6	162	14	92	17	0	0	0	0	 Haaland	34	48	£100.0m	142	34%	79	38%	84		
▲ 15	Bayer Leverarchfile	Iain Sanderson	263,717	440,988	162	0.6	162	14	87	36	0	0	0	0	 Haaland	34	48	£100.0m	142	30%	119	38%	84		
▲ 16	Moving Onana Up	Ian Cayley	316,247	900,730	161	0.6	161	16	90	25	2	0	2	0	 Haaland	34	44	£100.2m	4	38%	24	48%	25		
▼ 17	Elforleather	Neil Goodwin	316,247	-190,413	161	0.6	161	16	76	99	25		25	0	 M.Salah	20	48	£100.2m	4	25%	168	26%	165		
▼ 18	Nottinurmums Forest	Tim Carter	316,247	-163,491	161	0.6	161	16	77	89	0	0	0	0	 M.Salah	20	48	£100.2m	4	25%	168	21%	191		
▼ 19	Up the clarets	Kev Preston	338,058	-185,302	160	0.6	160	19	76	99	0	0	0	0	 Haaland	34	62	£100.1m	54	31%	110	39%	76		
▲ 20	Original champs	Danny Burgess	357,351	714,869	160	0.6	160	19	88	31	1	0	1	0	 Haaland	34	48	£100.1m	54	34%	79	38%	84		

* Form is the last five gameweeks as per the "On a Hot Streak" award

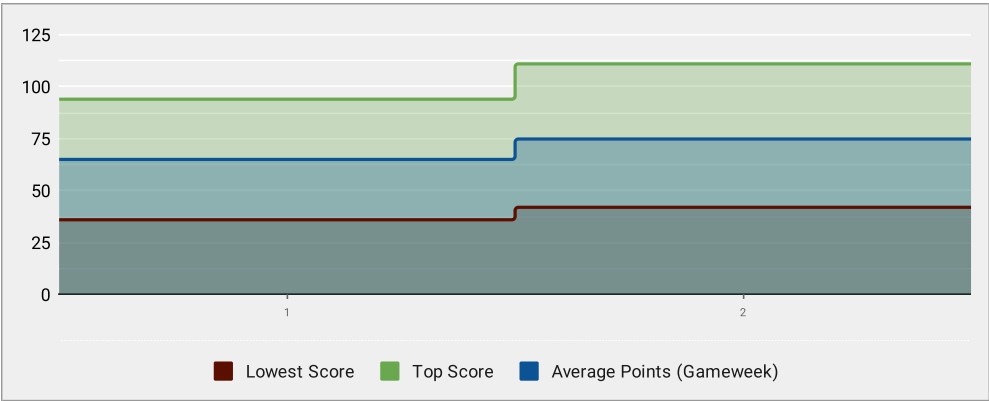
Your Mini-League vs. the World

The average score of your mini-league vs. the FPL universe. This chart shows your mini-league's median rank (left axis) and average points (right axis) by Gameweek (horizontal axis).



Score per Gameweek: How do you match up?

The best, worst and average score in your mini-league for each Gameweek to match your scores up against.



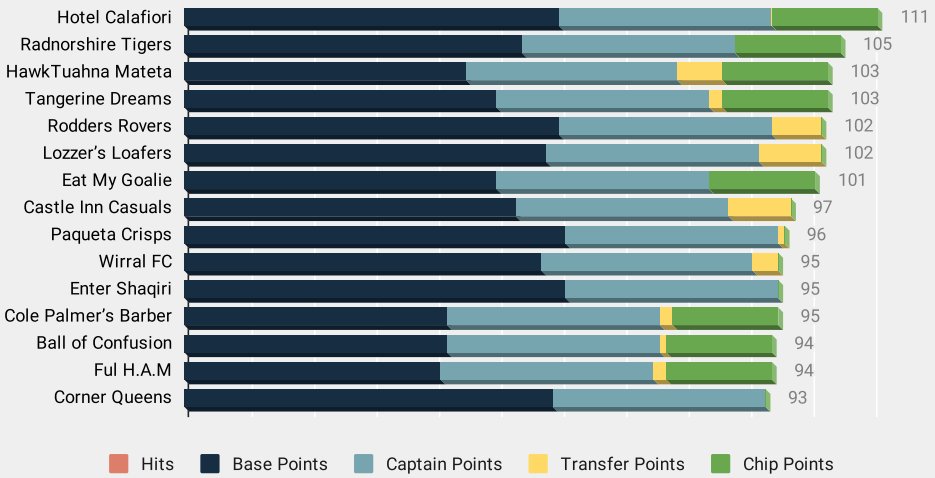
2. GW2: THE REVIEW

FF UK 24/25

Gameweek 2

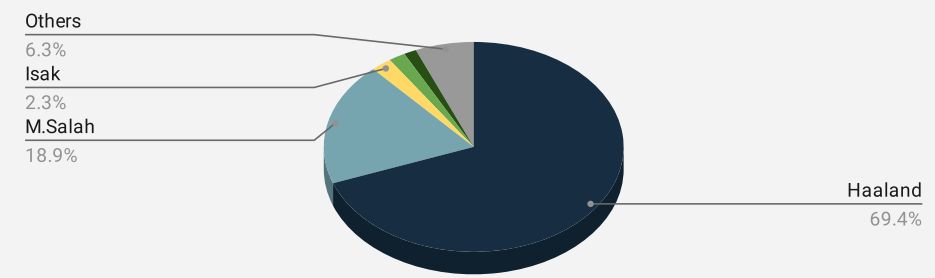
Top 15 Teams this Week - Breakdown

This chart shows the top teams this Gameweek sorted by **net points** (which are shown as a number at the end of the bar). We show contributions to the net from manager actions!






GW2: Most Captained in your Mini League

We show the top five most captained players in your mini-league (or as many as were picked), shown as a percentage of managers that put the armband on them.





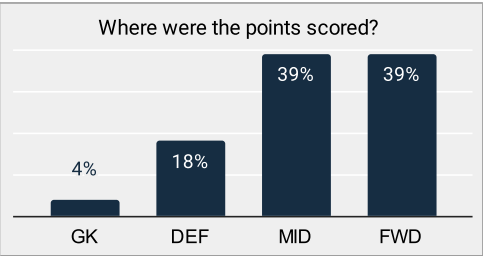
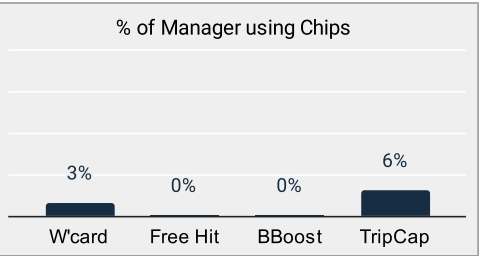
The Gameweek by Numbers

Gameweek 2		
Manager of the Week	Jamie Cooper	111 pts
Biggest Riser	Jamie Cooper	177 ranks ▲
Biggest Faller	Rob Harding	-163 rank ▼
Most Captained	 Haaland	69%
Most Transferred In	 Muniz	18%
Most Transferred Out	 Solanke	26%
Average Captain Score as % of Score		40%
Mini League Average Points vs. FPL		+6
Mini League Median Gameweek Rank		3,465,390







Balls of Steel & Gameweek Charts

'Balls of Steel' shows who picked the **best differential captain** this GW... get a look at those clangers!

Manager	Team	Captain	Points (% picked by)
 Alan Windsor + four managers	Grandad's Army + four other teams	 Palmer	34 pts (2%)



Top FPL Points Scorers - GW2

1	2	3	4	5	6
Madueke Chelsea 20	Palmer Chelsea 17	Haaland Man City 17	Son Spurs 16	Luis Diaz Liverpool 14	Romero Spurs 14
					

3. POINTS HQ

FF UK 24/25: GW 2

Gameweek 2

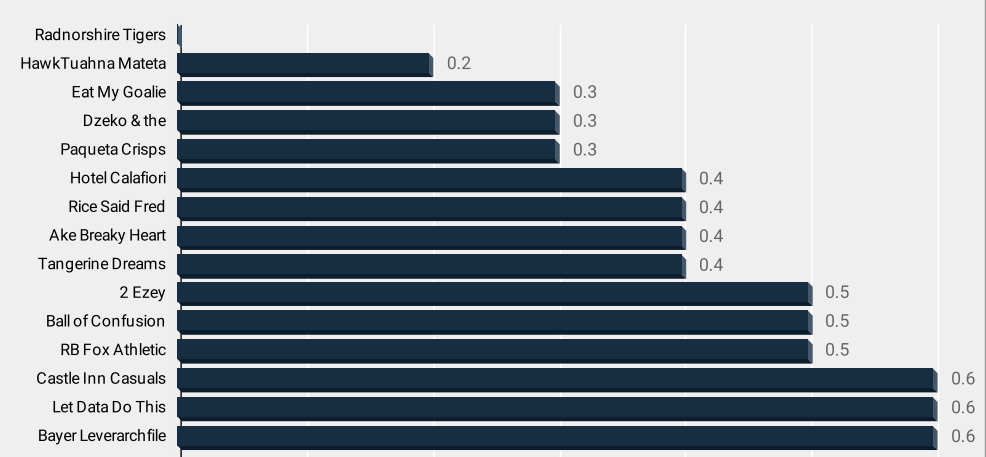
Manager of the Month (MotM)

	Manager Name	Pts / GW	Start Rank	End Rank	Climb
August	Ally Edwards	91.5	-	1	-
September					
October					
November					
December					
January					
February					
March					
April					
May					
Mad Month Award	Ally Edwards	91.5	Points per Gameweek		

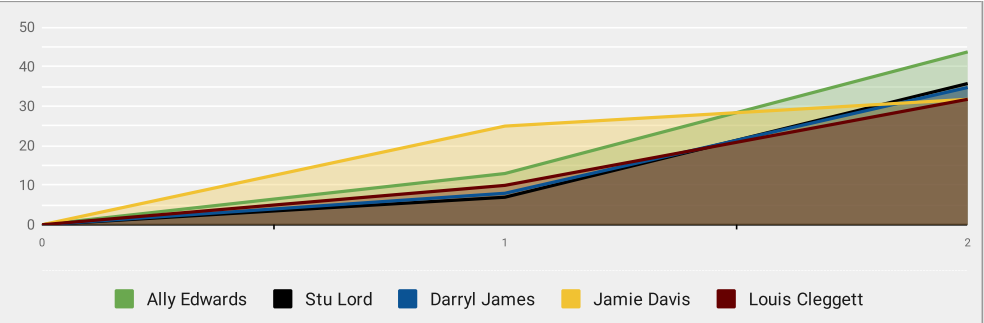
Points Per Week - Points divided by GWs in the month - our metric for assessing MotM.

Points per Week Required to Win the Title

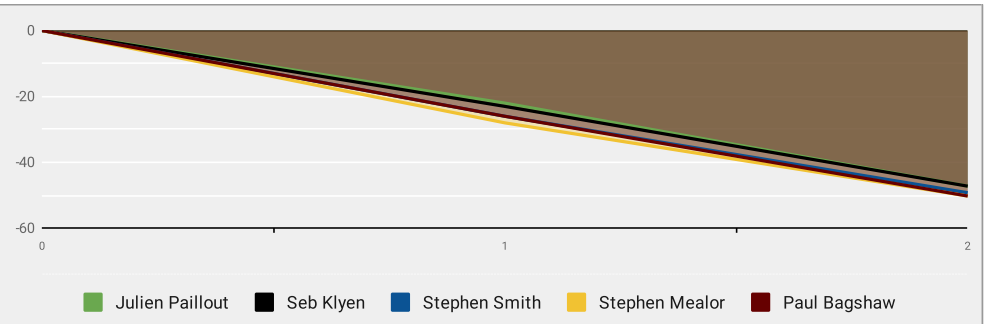
See how many points you need to gain per week on the current champ to lift the title. It's still very early days, not much in it at this stage. We show the Top 15 contenders in the league.



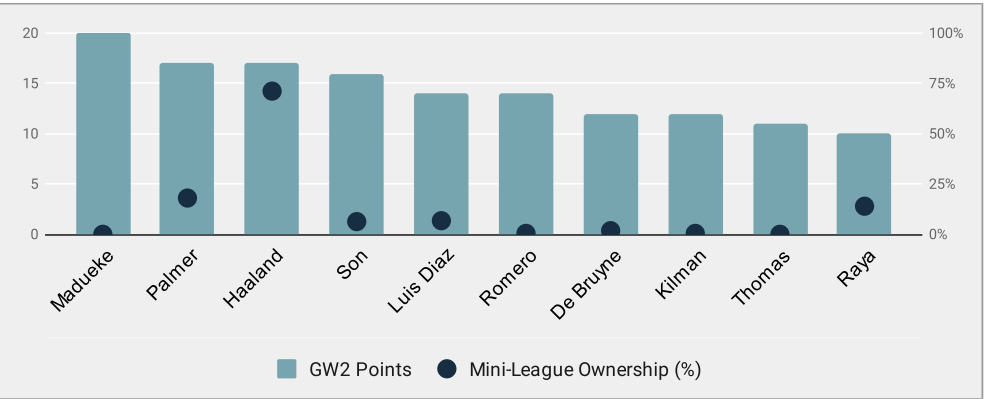
European Qualifiers: The Top 5 (Score - League Average)



Relegation Scrap: The Bottom 5 (Score - League Average)



Best Players in your Mini-League this Week



4. TRANSFER ROUNDUP



FF UK 24/25

Gameweek 2



Sack the Director - Best and Worst Transfers this week

Gameweek 2

Sack the Director shows the Managers who made the **best** (Wheeler Dealer) and **worst** (Rogue Trader) transfers this week. We also show 2nd and 3rd place. It is net of Hits and Chips don't count!

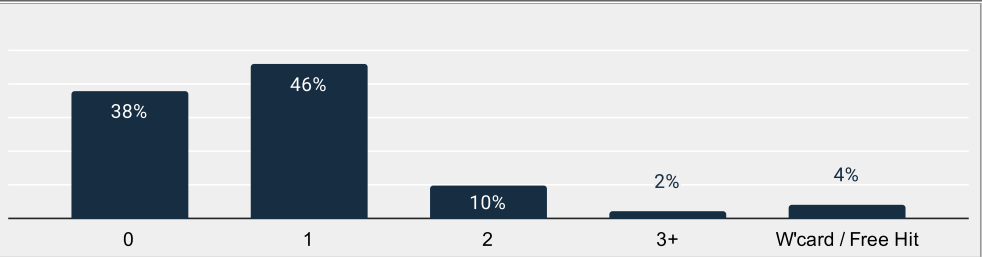
WHEELER DEALER	
Manager:	Chris Brophy
Club:	Castle Inn Casuals
Chris Brophy's best deal:	
	IN
	N.Jackson
	Chelsea
	£7.5m
POINTS SCORED:	10
	OUT
	Solanke
	Spurs
	£7.5m
POINTS FOREGONE:	0
NET RESULT (TRANSFER 1):	+10
NET RESULT (TRANSFER 2):	0
NET RESULT (TRANSFER 3+):	0
POINTS HITS:	0
TOTAL RESULT:	+10

No. 2:	Lawrence Sprigings
POINTS FROM TRANSFERS:	+10
POINTS HITS:	0
TOTAL RESULT:	+10
No. 3:	Anthony Gill
POINTS FROM TRANSFERS:	+8
POINTS HITS:	0
TOTAL RESULT:	+8

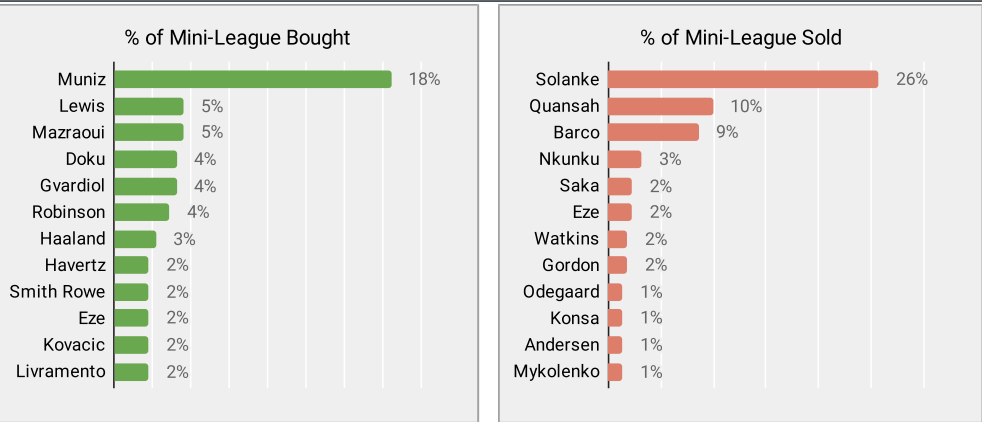
ROGUE TRADER	
Manager:	Sam Blake
Club:	Brennan Jerry's
Sam Blake's worst deal:	
	IN
	Gundogan
	Man City
	£6.5m
POINTS SCORED:	1
	OUT
	Smith Rowe
	Fulham
	£5.6m
POINTS SCORED:	10
NET RESULT (TRANSFER 1):	-9
NET RESULT (TRANSFER 2):	-1
NET RESULT (TRANSFER 3+):	+1
POINTS HITS:	-8
TOTAL RESULT:	-17

No. 2:	Jack Rackley
POINTS FROM TRANSFERS:	-5
POINTS HITS:	-4
TOTAL RESULT:	-9
No. 3:	Liam Brannagan
POINTS FROM TRANSFERS:	-4
POINTS HITS:	-4
TOTAL RESULT:	-8

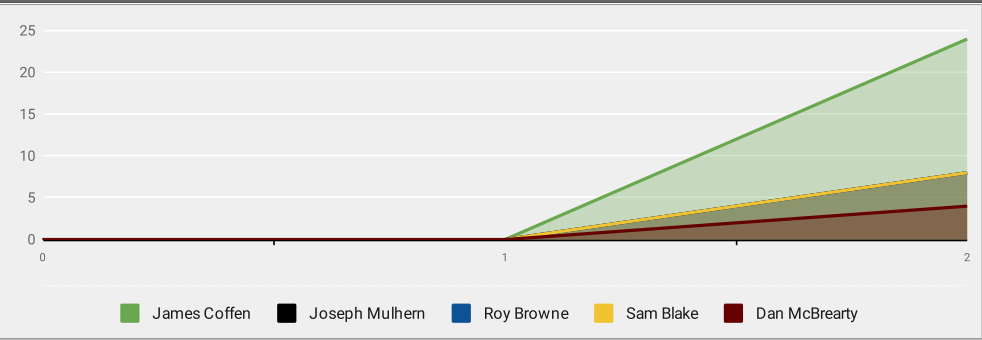
How many transfers did your Mini-League make last Gameweek?



Bandwagons: Mini-League Transfers in GW2











Feeling Hot Hot Hot... Top Five Points Burners! (Points Spent on Transfers)



5. CAPTAIN'S CORNER

FF UK 24/25

Gameweek 2

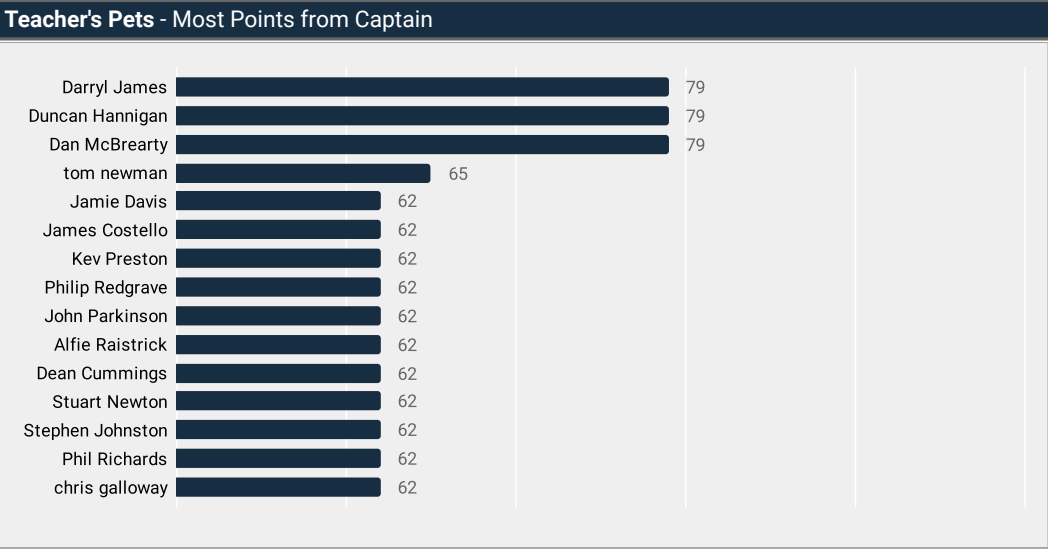
Most Captained in your League since GW1					
Player	Captained (ML)	Percent	Avg. Pts*	Most Picked By:	
 Haaland	185 times	41.7%	32.0	Chris Brophy	
 M.Salah	104 times	23.4%	25.0	Stuart Bennette	
 Isak	102 times	23.0%	10.0	Malek Mansour	
 Saka	10 times	2.3%	20.0	Damien O'Neill	
 Watkins	10 times	2.3%	4.0	David Cormack	
 Diogo J.	7 times	1.6%	14.0	Fabian Mascoll	
 Palmer	5 times	1.1%	28.0	Aaron Barringer	
 Alexander-Arnold	4 times	0.9%	13.0	grant lawrie	
 B.Fernandes	4 times	0.9%	6.0	Paul McMinn	
 Son	3 times	0.7%	23.0	Dexter Smith	

*Average points when captained in mini-league

Team Spirit - Most Points excluding Captaincy


Alternative leaderboard showing the managers in your league who have amassed the most points from their first XIs only. The extra points gained from Captaincy and Bench Boost are removed.

Pos	Team	Manager	Base Points	Captain Points		Total Points
				Total	% Score	
1	HawkTuahna Mateta	Stu Lord	153	61	35	175
2	Radnorshire Tigers	Ally Edwards	151	61	33	183
3	Paqueta Crisps	Louis Cleggett	149	44	26	171
4	Hotel Calafiori	Jamie Cooper	146	61	36	168
5	Rice Said Fred	Jamie Stewart	145	44	26	167
6	Tangerine Dreams	Steven Paterson	145	61	37	167
7	Eat My Goalie	Darryl James	143	79	45	174
8	Dzeko & the Bunnymen	Jamie Davis	140	62	36	171
9	RB Fox Athletic	Stuart Bennette	140	48	29	164
10	Castle Inn Casuals	Chris Brophy	139	48	29	163
11	Moving Onana Up	Ian Cayley	139	44	27	161
12	Let Data Do This	Richard P W-H	138	48	30	162
13	Bayer Leverarchfile	Iain Sanderson	138	48	30	162
14	Elforleather	Neil Goodwin	137	48	30	161
15	Nottinurmums Forest	Tim Carter	137	48	30	161



Balls of Steel - Differential Captainers Balls of Cotton Wool - Template Captainers

These charts shows how ballsy a manager's captain picks are. A lower % means their Captain is rarely picked by others



6. ROGUES GALLERY


FF UK 24/25

Gameweek 2

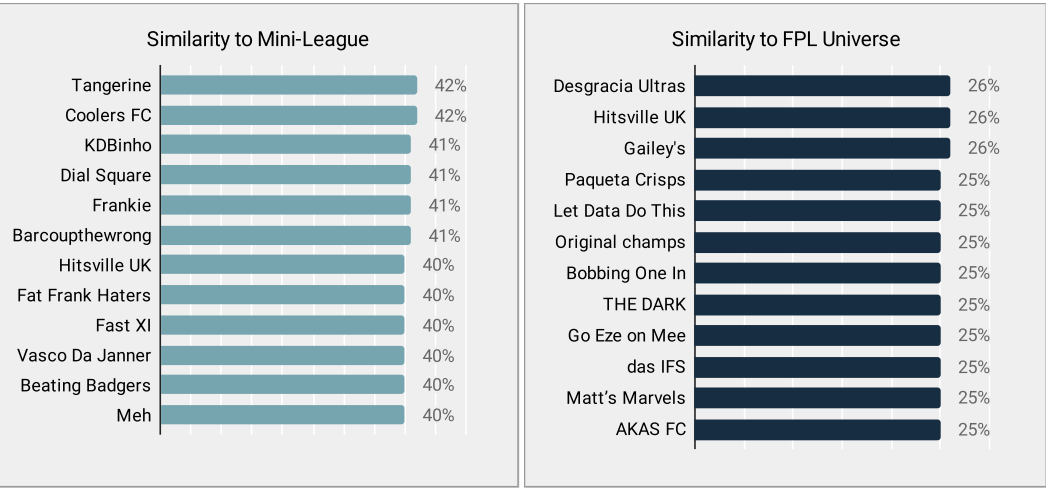
Your Mini-League's Template Team

Gameweek 2

These are your league's most popular picks. The graphic shows which players featured in this week's average **starting XI** - expect the Dullards to own many of them!

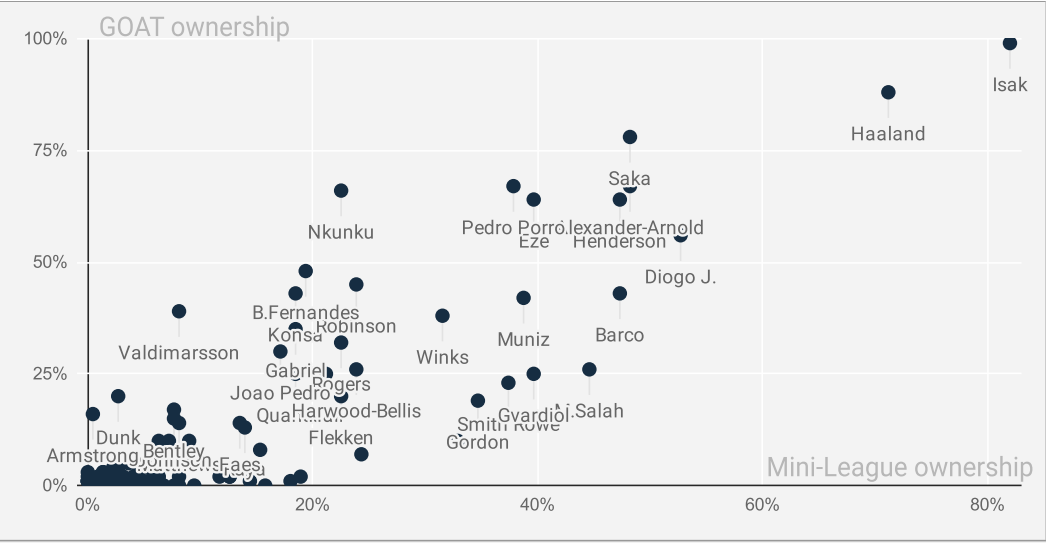


Lord of the Dullards - Team most similar to Template



Differential Corner - Ideas to gain on your rivals...

The player ownership % in your league (x-axis) vs. player ownership % of the GOATs (top 100 managers of all-time). The players towards the top left are popular with the pros, but unpopular with your league... time to buy?








7. THE CROUPIER

FF UK 24/25: GW 2

Gameweek 2

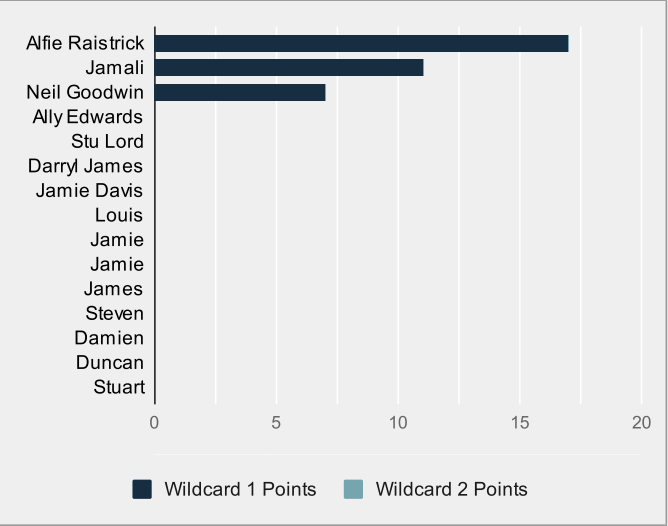
Chip Kings - Mini-League High Rollers

This table shows when chips have been played, as well as how many points they added to the team. Free Hit success is calculated as points gained above the FPL average for the Free Hit Gameweek. Wildcard success is calculated in the same way but averaged over a five Gameweek period.

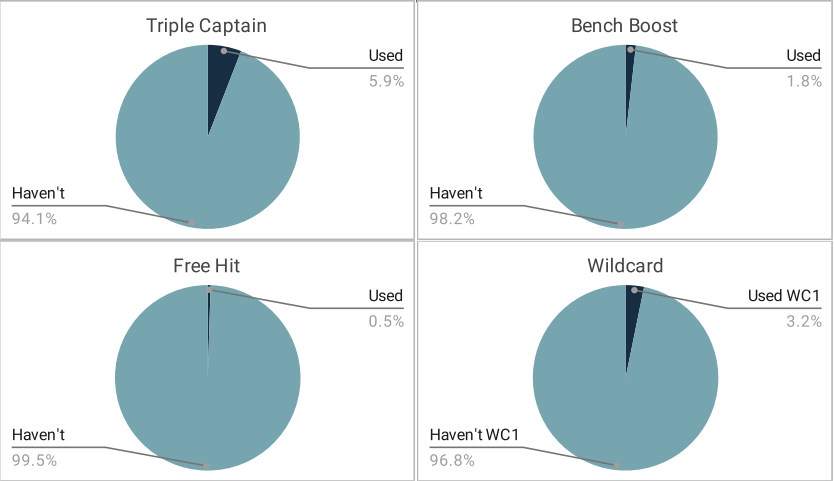
Pos	Team	Manager	Chips Used	Chip Points	WC 1 GW	 pts	WC 2 GW	 pts	TCap GW	 pts	Free Hit GW	 pts	BBoost GW	 pts
1	Radnorshire Tigers	Ally Edwards	2	27		0		0	2	17		0	1	10
2	HawkTuahna Mateta	Stu Lord	1	17		0		0	2	17		0		0
3	Eat My Goalie	Darryl James	1	17		0		0	2	17		0		0
4	Hotel Calafiori	Jamie Cooper	1	17		0		0	2	17		0		0
5	Tangerine Dreams	Steven Paterson	1	17		0		0	2	17		0		0
6	Ball of Confusion	Duncan Hannigan	1	17		0		0	2	17		0		0
7	Ange'ry Birds	Alfie Raistrick	1	17	2	17		0		0		0		0
8	Hawky Tee	Neil Stewart	1	17		0		0	2	17		0		0
9	Cole Palmer's Barber	tom newman	1	17		0		0	2	17		0		0
10	Okoli Doku-li	Dan McBrearty	1	17		0		0	2	17		0		0
11	Bin Chickens	Chris Smith	1	17		0		0	2	17		0		0
12	Ful H.A.M	Sachin Patel	1	17		0		0	2	17		0		0
13	The Big Reg	Mitchell Rawlings	1	17		0		0	2	17		0		0
14	Konsaquansahs	John Parkinson	1	14		0		0		0	2	14		0
15	Jordan Wanderers	Jordan Davison	1	13		0		0		0		0	1	13

Wildcard Maestros

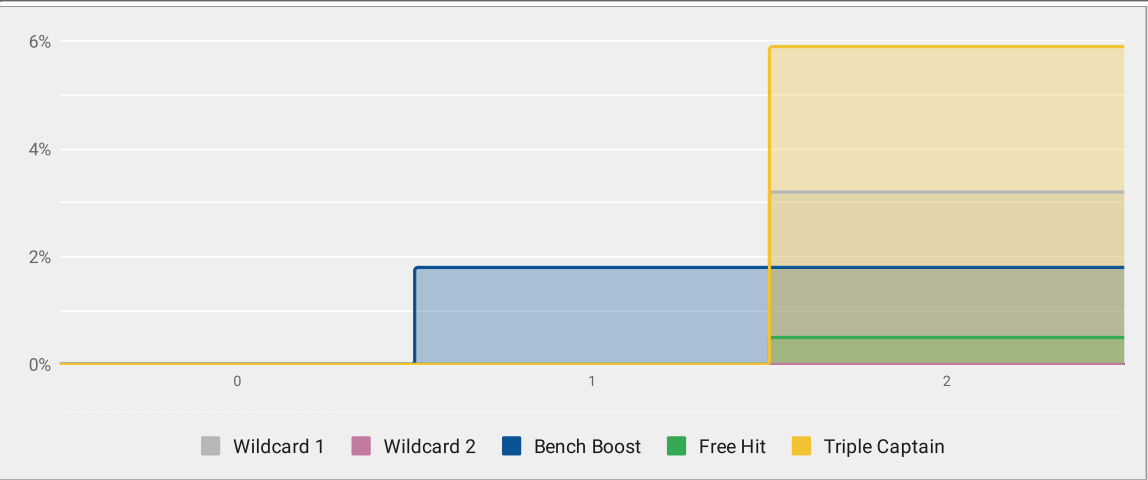
Average points gained vs FPL average for the five Gameweeks after playing the Wildcard. Excludes points from TC and FH. Sorted by combined total.



% of league that have used a Chip



Chip Timing



8. CLUB FINANCES

FF UK 24/25

Gameweek 2

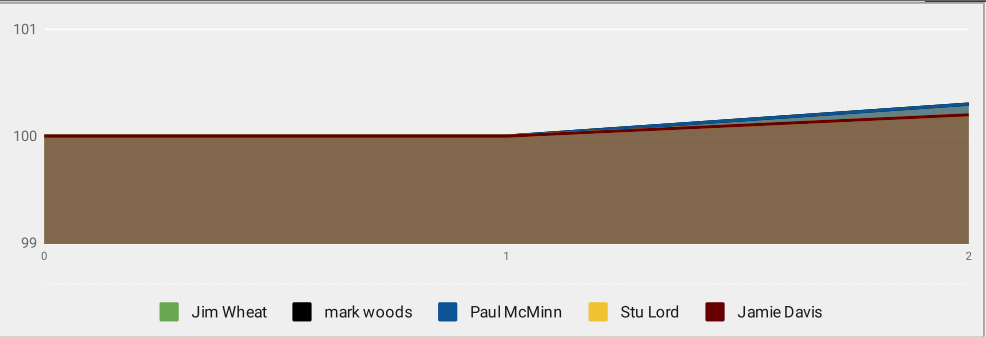
Galacticos – Most Valuable Starting XIs in the League

Shows analysis around the most valuable starting XIs in your mini-league, with added information about how much budget is allocated towards the heavy hitters.

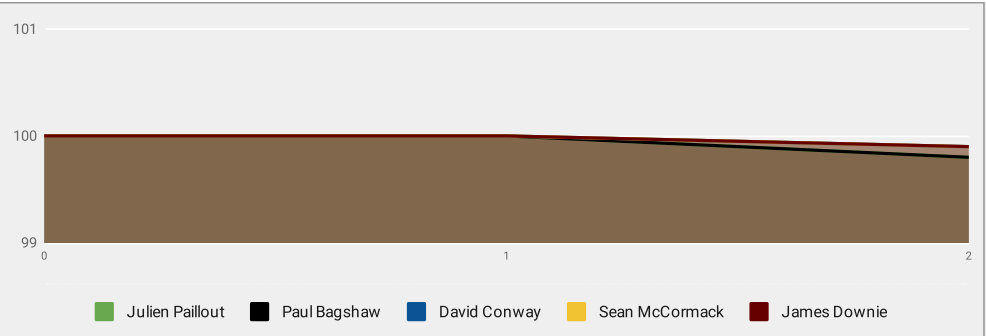
	Club	First XI Value	Talisman	Skew*	Top 5 Value
1	Rice Said Fred	£83.8m	Haaland	61%	£51.2m
2	Thornccliffe Thursday	£83.8m	Haaland	65%	£54.1m
3	Paqueta Crisps	£83.7m	Haaland	62%	£52.1m
4	Invincible's	£83.7m	Haaland	56%	£47.1m
5	PUD FC	£83.5m	Haaland	61%	£50.6m
6	jamalicoum	£83.4m	Haaland	59%	£49.3m
7	AKAS FC	£83.4m	Haaland	59%	£49.3m

* Skew is the budget % allocated to five most expensive players, as a % of Starting XI value

'Arry's Savvy Traders -- Most Valuable Clubs



Value Destroyers - Least Valuable Squads



Primed to Spend – Cash In The Bank



Strength in Depth - Points on Bench (season)

Who's benched the most points? A strong bench can often be invaluable, but you don't want to leave too many double-figure hauls sitting on the pine!

Club	Manager	Bench Value	Hauls Benched	Bench Points
1 MSN S Management	Malek Mansour	£21.9m	0	31
2 French Jacko	Mark Jackson	£20.5m	1	25
3 Ramsey Street	Andrew Fogaty	£19.1m	1	25
4 Darwin donkeys	Matthew Page-chatton	£18.3m	0	24
5 here we go again	Paul Bagshaw	£27.2m	1	24
6 Southcoast Gunner XI	james simpson	£18.9m	0	23
7 TOMISLAVIVIC	PICHON Jean-Claude	£22.9m	0	22

Top FPL Price Risers 2023/24

1	2	3	4	5	6
Havertz	Smith Rowe	Mitoma	Welbeck	Muniz	Robinson
Arsenal	Fulham	Brighton	Brighton	Fulham	Fulham
+£0.1m	+£0.1m	+£0.1m	+£0.1m	+£0.1m	+£0.1m

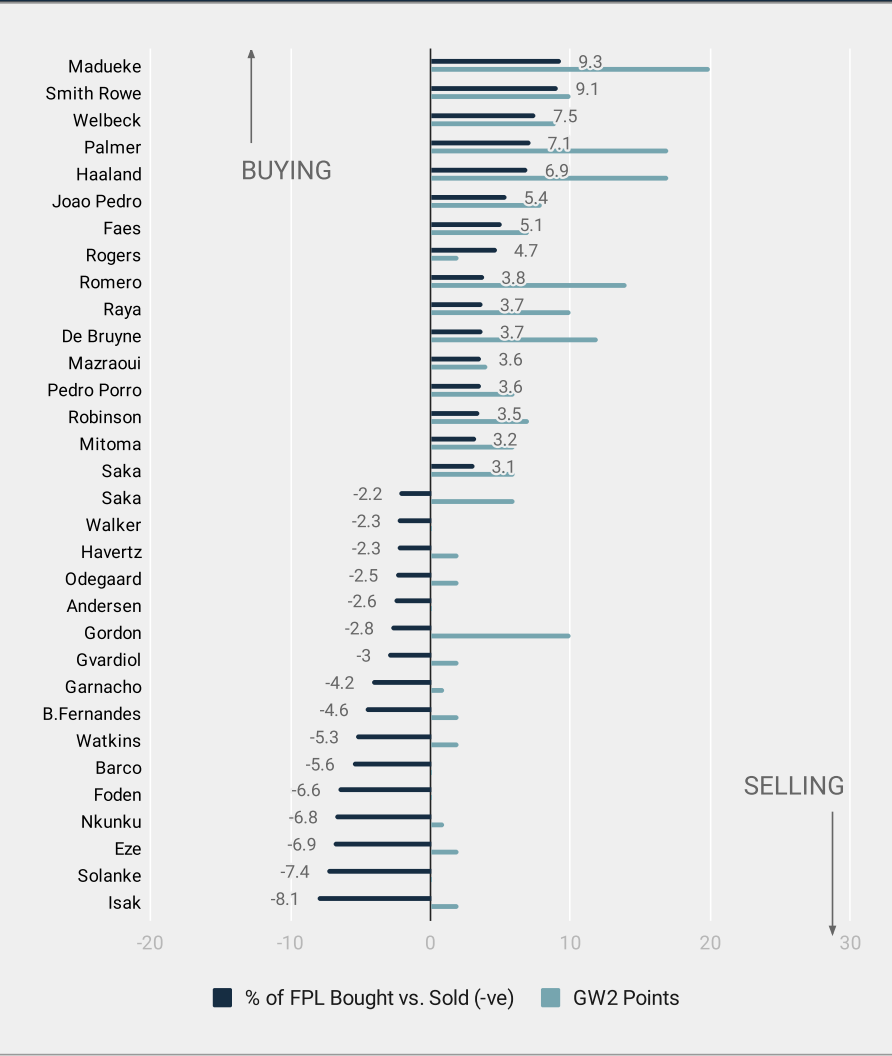
9. TRANSFER TICKER: GW2

FF UK 24/25

Gameweek 2

No.	Manager	Net Points	Position	Bought		Sold	
				player	pts	player	pts
1	Alfie Raistrick	+28	Wildcard	9 players in	50	9 players out	22
2	Neil Goodwin	+25	Wildcard	7 players in	36	7 players out	11
3	David Mcwaters	+17	FWD	Haaland	17	Solanke	0
4	James Coffen	+15	FWD	Haaland	17	Havertz	2
5	Calvin Parsons	+14	Wildcard	5 players in	23	5 players out	9
6	John Parkinson	+13	Free Hit	12 players in	53	12 players out	40
7	Chris Brophy	+10	FWD	N.Jackson	10	Solanke	0
8	Lawrence Sprigings	+10	FWD	N.Jackson	10	Solanke	0
9	Kester McClure	+10	MID	M.Salah	10	Foden	0
10	mark leathem	+10	MID	De Bruyne	12	Odegaard	2
11	Joseph Mulhern	+9	FWD	Welbeck	9	Solanke	0
12	Alex Kassner	+9	MID	Smith Rowe	10	Nkunku	1
13	Andrew Fogaty	+9	FWD	Welbeck	9	Solanke	0
14	Anthony Gill	+8	MID	Smith Rowe	10	Minteh	2
15	Rod watson	+8	MID	Smith Rowe	10	Eze	2
16	Stu Lord	+7	DEF	Robinson	7	Quansah	0
17	Dan Hardwick	+7	DEF	Faes	7	Barco	0
18	Kevin O' Reilly	+7	MID	Smith Rowe	10	Elanga	3
19	Lawrence E	+7	DEF	Faes	7	Barco	0
20	Mark Turnbull	+7	DEF	Faes	7	Quansah	0
21	Mark Tarbox	+7	DEF	Robinson	7	Quansah	0
22	Peter Brooks	+7	DEF	Robinson	7	Quansah	0
23	Thomas Hill	+7	DEF	Robinson	7	Quansah	0
24	Donald Macaulay	+7	DEF	Robinson	7	Quansah	0
25	Trevor Dennison	+6	DEF	Alexander-Arnold	6	Quansah	0
26	Aaron Barringer	+6	DEF	Saliba	6	Evans	0
27	Mike Mcbrearty	+6	MID	Diogo J.	6	Rodrigo	0
28	David Moore	+6	GK	Sels	6	Dubravka	0
29	David Cormack	+6	DEF	Pedro Porro	6	Walker	0
30	Rahul Chudasama	+5	DEF	Alexander-Arnold	6	Konsa	1
31	mark woods	+5	Wildcard	13 players in	43	13 players out	38
32	Malek Mansour	+5	DEF	Pedro Porro	6	Trippier	1
33	Steven Landsborough	+4	MID	Luis Diaz	14	Gordon	10
34	Joseph Mulhern	+4	DEF	Mazraoui	4	Mykolenko	0
35	Mark Storrar	+4	DEF	Mazraoui	4	Quansah	0

FPL Most Bought & Most Sold since GW2 vs. Points scored



10. WHO SHOULD BE TOP?

FF UK 24/25 - THE (UN)LUCKY LEADERBOARD

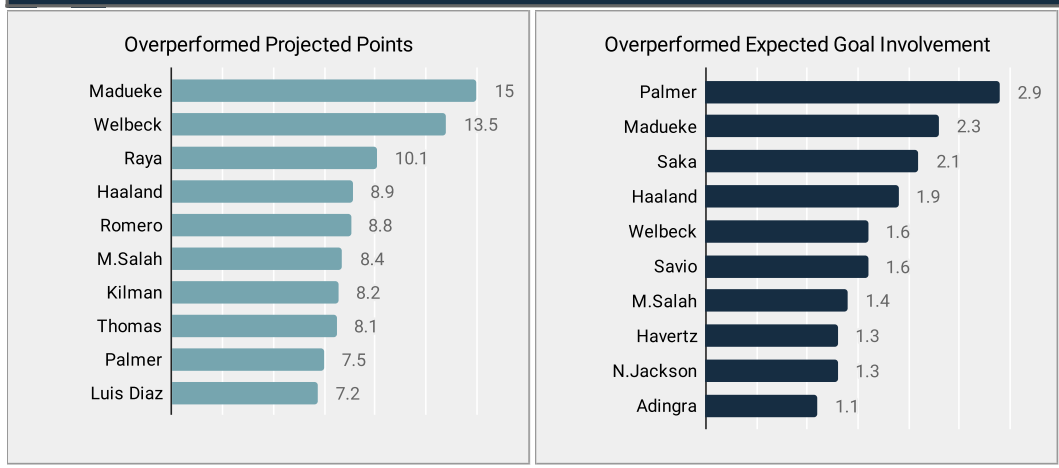
Gameweek 2

Pos	Team (Link to FPL)	Manager	Points			Goals				Assists				Bonus	Clean Sheets	Double-Digit Hauls		What If?			
			Projected	+/-	Actual	Total	#	Expected	#	Total	#	Expected	#	Total	Total	First XI	Bench	GW1 Pts	#	GW21 Pts	#
1	Eat My Goalie	Darryl James	139	36	174	8	31	6	117	2	190	3	68	19	5	4	0	150	20	0	1
2	Okoli Doku-li	Dan McBrearty	136	17	153	7	83	6	120	3	148	3	77	17	3	4	0	124	131	0	1
3	Radnorshire Tigers	Ally Edwards	136	47	183	9	10	6	115	4	99	2	158	18	5	5	0	141	40	0	1
4	Tangerine Dreams	Steven Paterson	134	33	167	8	31	7	63	5	40	3	77	18	3	4	0	133	79	0	1
5	Earn ur Slot	Danny Fielden	133	23	156	9	10	7	46	4	99	4	23	17	4	4	0	152	13	0	1
6	HawkTuahna Mateta	Stu Lord	131	44	175	8	31	6	128	5	40	2	168	18	5	4	0	136	62	0	1
7	Cole Palmer's Barber	tom newman	131	23	154	7	83	7	28	2	190	3	115	11	5	2	0	132	85	0	1
8	Ball of Confusion	Duncan Hannigan	131	34	165	8	31	6	107	4	99	2	162	17	2	4	0	124	131	0	1
9	Bin Chickens	Chris Smith	131	21	152	7	83	7	68	5	40	3	107	13	4	2	0	120	154	0	1
10	Jordan Wanderers	Jordan Davison	131	18	149	6	134	6	88	5	40	3	90	10	4	3	0	125	124	0	1
11	Hawky Tee	Neil Stewart	130	24	154	7	83	6	83	5	40	3	74	13	3	3	0	120	154	0	1
12	Gleesonball	John Gleeson	130	7	137	7	83	6	99	2	190	3	112	16	4	4	0	137	54	0	1
13	IT'S ONLY A GAME...	Jim Wheat	129	13	142	5	169	7	46	6	15	4	11	12	4	3	0	124	131	0	1
14	Rolling the Dyche	Joseph Mulhern	129	21	150	10	1	8	3	6	15	1	217	19	1	5	0	136	62	0	1
15	Coolers FC	sean colohan	129	17	146	8	31	7	48	4	99	3	41	13	4	3	0	146	28	0	1
16	Let Data Do This	Richard P W-H	129	34	162	9	10	6	122	3	148	4	17	18	6	4	0	158	7	0	1
17	Wirral FC	Steven Landsborough	128	31	159	7	83	7	49	5	40	3	98	20	5	4	0	147	24	0	1
18	Ful H.A.M	Sachin Patel	128	21	149	6	134	7	31	3	148	3	51	12	5	2	0	109	193	0	1
19	President Onana	James Downie	128	14	142	7	83	6	141	3	148	3	104	18	3	4	0	126	115	0	1
20	The Big Reg	Mitchell Rawlings	128	16	144	6	134	7	66	5	40	3	67	11	3	2	0	104	201	0	1

The Culprits

Player	Gameweek	Opposition	Projected	Points	Diff (-pts)
 Foden	2	IPS (H)	6.49	0	6.49
 Schar	1	SOU (H)	2.60	-2	4.60
 Young	1	BHA (H)	2.48	-2	4.48
 Jose Sa	2	CHE (H)	3.03	-1	4.03
 Mosquera	2	CHE (H)	1.90	-2	3.90
 Son	1	LEI (A)	5.49	2	3.49
 Gusto	2	WOL (A)	3.41	0	3.41
 Kluivert	1	NFO (A)	3.41	0	3.41
 Eze	2	WHU (H)	5.35	2	3.35

Living Up To Expectations










11. SCOUT REPORT

Key Team & Player Stats

Gameweek 2

Goals Imminent - Underperforming Players

Player	Goals	xG	Δ	Status*	Ability**	Next Match
 Garnacho	0	1.39	1.39	100%	1.26	LIV (H)
 B.Fernandes	0	1.26	1.26	100%	1.13	LIV (H)
 Milenkovic	0	0.98	0.98	100%	-	WOL (H)
 Watkins	0	0.87	0.87	100%	0.99	LEI (A)
 Eze	0	0.86	0.86	100%	0.82	CHE (A)
 Evanilson	0	0.75	0.75	100%	-	EVE (A)
 Armstrong	0	0.73	0.73	100%	1.48	BRE (A)
 Antonio	0	0.71	0.71	100%	1.17	MCI (H)
 Muniz	0	0.69	0.69	100%	1.05	IPS (A)
 Harrison	0	0.68	0.68	100%	1.23	BOU (H)

* Status = Chance of playing the next round

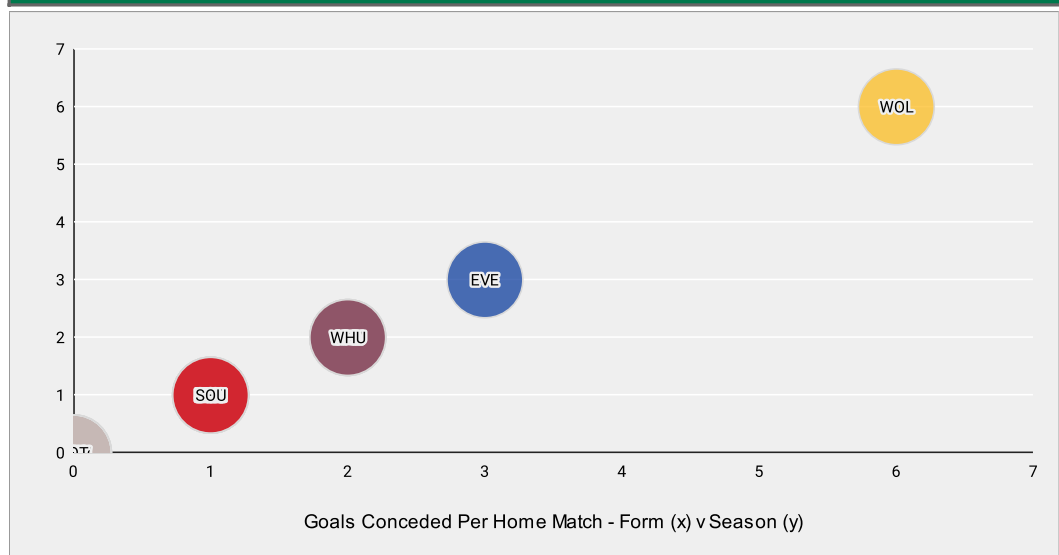
** Finishing Ability = The xG required to score one Goal (lower is better). Includes data since the start of 2022/23.

Fantasy Player Stats

Fantasy stats for the best performing players, including double-digit hauls and the number of matches in which they were awarded Bonus Points.

Pos	Player	Hauls	Bonus		Points Per		Total Points
			Matches	Total	Start	Match	
1	M.Salah	2	2	5	12.0	12.0	24
2	Haaland	1	2	5	12.0	12.0	24
3	Welbeck	1	2	6	10.5	10.5	21
4	Madueke	1	1	3	20.0	20.0	20
5	Palmer	1	1	2	9.5	9.5	19
6	Raya	1	2	4	9.0	9.0	18
7	Saka	1	1	2	9.0	9.0	18
8	Son	1	1	3	9.0	9.0	18
9	Luis Diaz	1	1	3	8.5	8.5	17
10	Romero	1	1	2	8.0	8.0	16
11	De Bruyne	1	1	2	7.5	7.5	15
12	Pedro Porro	0	1	1	7.5	7.5	15
13	Havertz	1	1	3	7.0	7.0	14
14	Thomas	1	1	3	7.0	7.0	14

Generous Hosts - Goals Conceded (Home)



Terrible Travelers - Goals Conceded (Away)

